The reproduction of this drawing or any portion of it or its use by a third parties without our authority is prohibited.

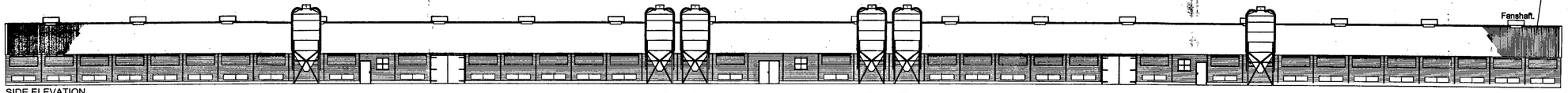

SIDE ELEVATION.

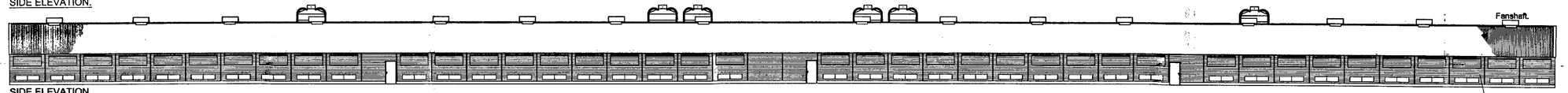

SIDE ELEVATION.

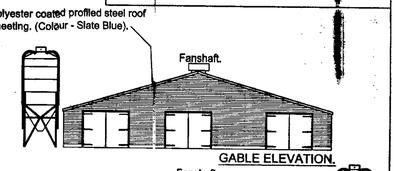

GABLE ELEVATION.

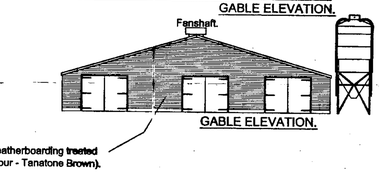

GABLE ELEVATION.

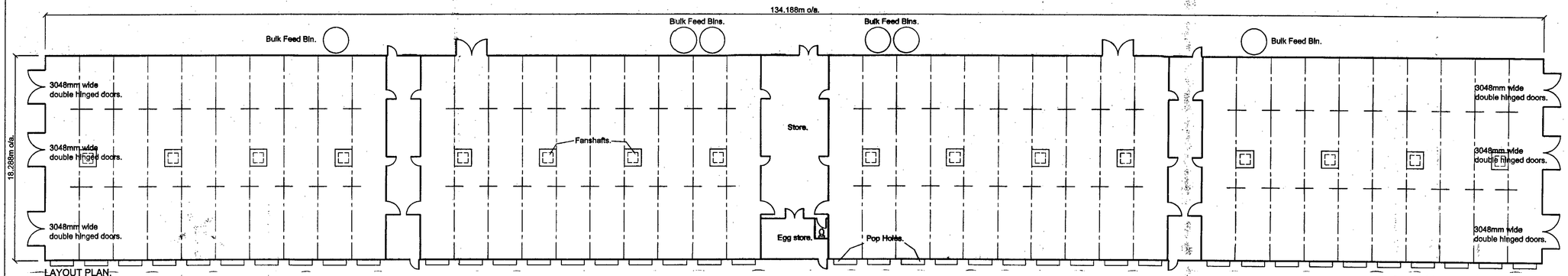

LAYOUT PLAN.

Specification:-

Roof.
Polyester coated profiled steel sheeting (Colour- Slate Blue) on 100 x 50mm softwood purlins at 610mm centres. 100mm fibreglass insulation sealed in polythene, on 3.2mm fully compressed wallboard lining.

Walls.
19mm T & G weatherboarding on 75 x 50mm framework at 610mm centres, with 80mm fibreglass insulation with 3.2mm fully compressed wallboard lining.

PVC rainwater gutters and downpipes.

225 & 305 x 75mm Truss rafters at 3048mm centres.

Base details:-
100mm wide DPC by Harlow Bros laid on 250 x 250mm insitu concrete wall. Wall to finish approx 150mm above floorslab. Floorslab to be minimum 100mmm concrete on consolidated hardcore.

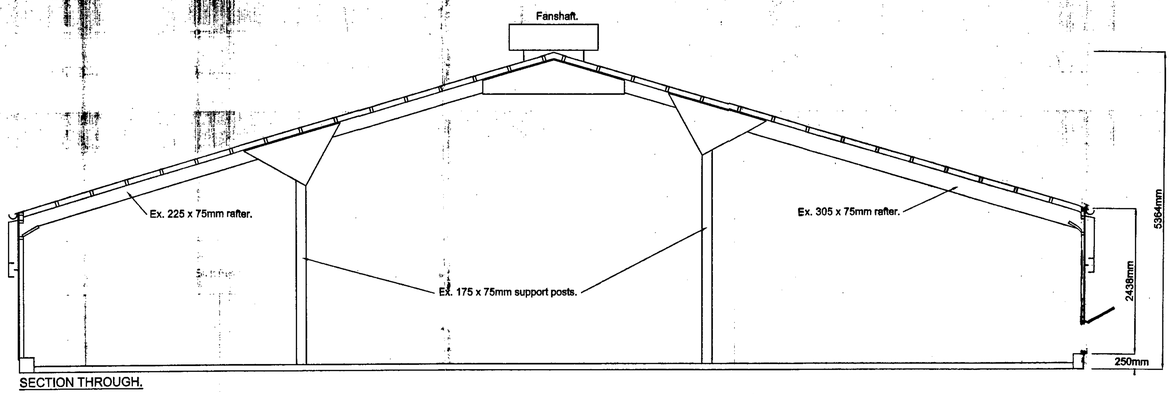

SECTION THROUGH.

NC07/3959/RM

24 DEC 2007

THIS PLAN IS TO ENABLE THE CUSTOMER TO APPLY FOR ANY BYE LAW OR PLANNING PERMISSION.
IT IS NOT A WORKING DRAWING.
DETAILED FOUNDATION PLANS WILL BE SENT ON REQUEST WHEN REQUIRED.

Harlow Bros Ltd
LONG WHATTON
Nr. LOUGHBOROUGH - LEICESTERSHIRE. LE12 5DE
Telephone (01509) 842561 Fax. (01509) 843577
e-mail poultry@harlowbros.co.uk

JOB TITLE: Elevation plan for proposed 134.188 x 18.288m F/range house

SITE:

CLIENT: Andrew Bishop

DRAWN. JLH	DRG. No
CHECKED. RH	07K106 E
DATE. 05/09/07	
SCALE. 1:200 1:50	