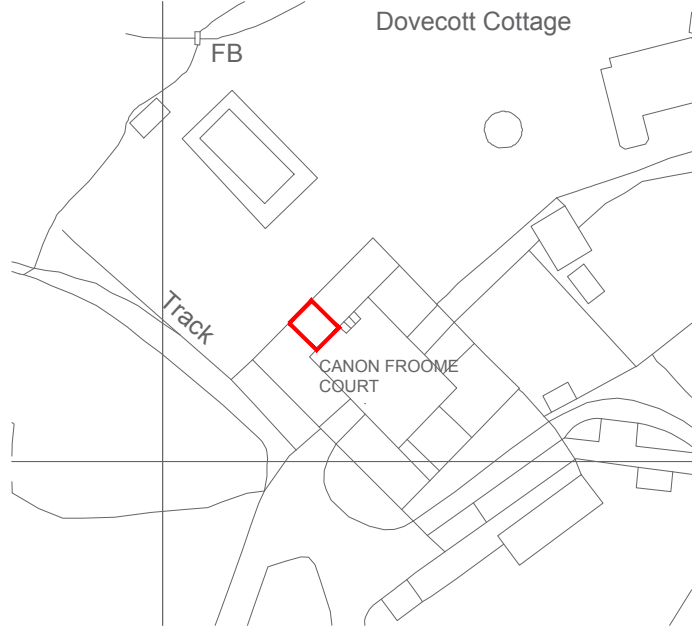
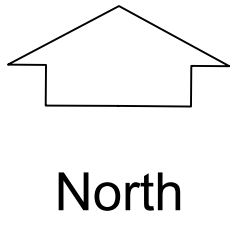



Responsibility is not accepted for errors made by others in scaling from this drawing. Do not scale from this drawing for construction or acquisition purposes. All construction information must be taken from figured dimensions only. All dimensions and levels must be checked on site and any discrepancies between drawings and specification must be reported to Kree8 Design & Build. Copyright Kree8 Design & Build.



SITE LOCATION PLAN
Scale - 1:1250 @ A1 / 1:2500 @ A3
0m 10m 20m 30m 40m 50m



PROPOSED BLOCK PLAN
Scale - 1:200 @ A1 / 1:400 @ A3

Dovecott Cottage

FB

Track

PROPOSED
VELUX
ROOFLIGHT

CANON FROOME
COURT

El Sub Sta

Contains Ordnance Survey data © Crown
copyright [and database right] 2015

Kree8

MATTHEW LEWIS
Ba(Hons)Arch BArch PGDip Arch (Commendation) RIBA
CHARTERED ARCHITECT

RIBA

Royal Institute of
British Architects

Kree8 Design & Build - The Glen - Cradley, Malvern WR13 5NR
T - 01886 884634 M - 07525439096 E - hello@kree8designbuild.com

Project Title:
PROPOSED INTERNAL ALTERATIONS TO
EXISTING RESIDENTIAL UNIT
11B CANON FROME COURT
LEDDBURY
HR8 2TD

Client:
MR & MRS OUTTERSIDE

Drawing Title:
Location/Proposed Block Plan

File Number: CF1

Drawn By: MDL

Checked By: MDL

Scale@A1: 1:200

Date: 12/07/22

Dwg No: 01

Rev: B