NE07/1022/F

NORTH ELEVATION

EAST ELEVATION

SOUTH ELEVATION

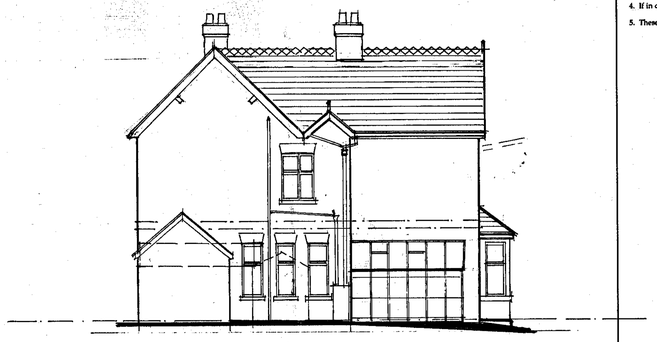

WEST ELEVATION

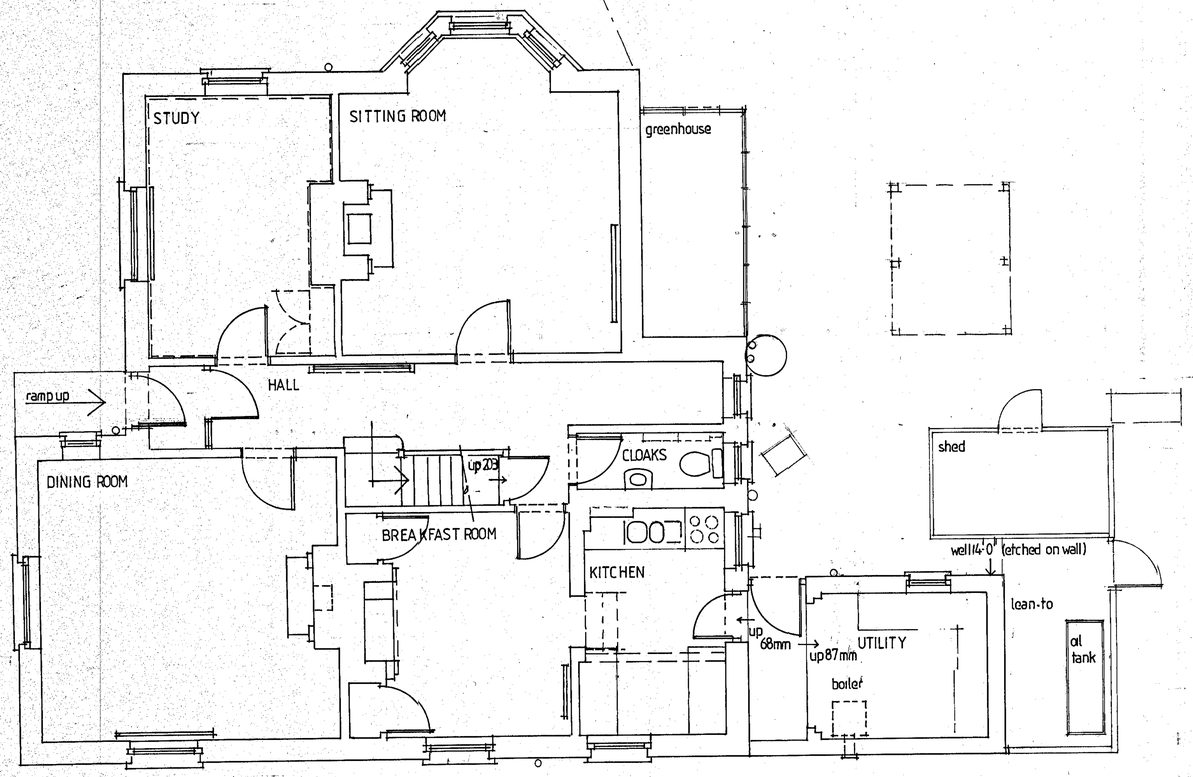

GROUND FLOOR PLAN

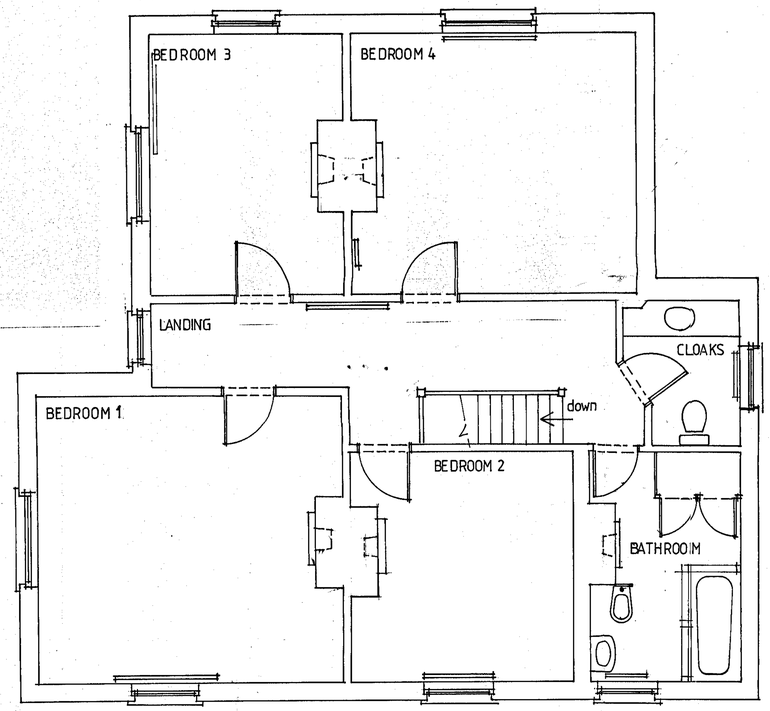

FIRST FLOOR PLAN

NOTES:

1. Figured dimensions to be taken in preference to scaled dimensions.
2. Large scaled drawings to be taken in preference to small scale.
3. Critical dimensions to be taken from site.
4. If in doubt, the contractor must ask for clarification.
5. These drawings & designs are the copyright of James Slater & Co.

REVISIONS:

CLIENT:
MR P RANDALL

TITLE:
SURVEY PLANS AND ELEVATIONS

SITE:
THE OLD RECTORY
PIXLEY
NR LEDBURY
HEREFORDSHIRE
HR8 2QA

DEVELOPMENT CONTROL
30 NOV 2007
No.

JAMES SLATER & Co.
CHARTERED BUILDING SURVEYORS

53 DYER STREET, CIRENCESTER,
GLOUCESTERSHIRE GL7 2PP
Tel: (01285) 650686
Fax: (01285) 658734
Email: info@jamesslater.co.uk
www.jamesslater.co.uk

RICS

SCALES: 1/50 1/100

DATE: JAN 07

DRAWN:

DRAWING NUMBER: 06/353/ 01

REV:

AXIS D.O.S. SWINDON TEL: (01793) 513306