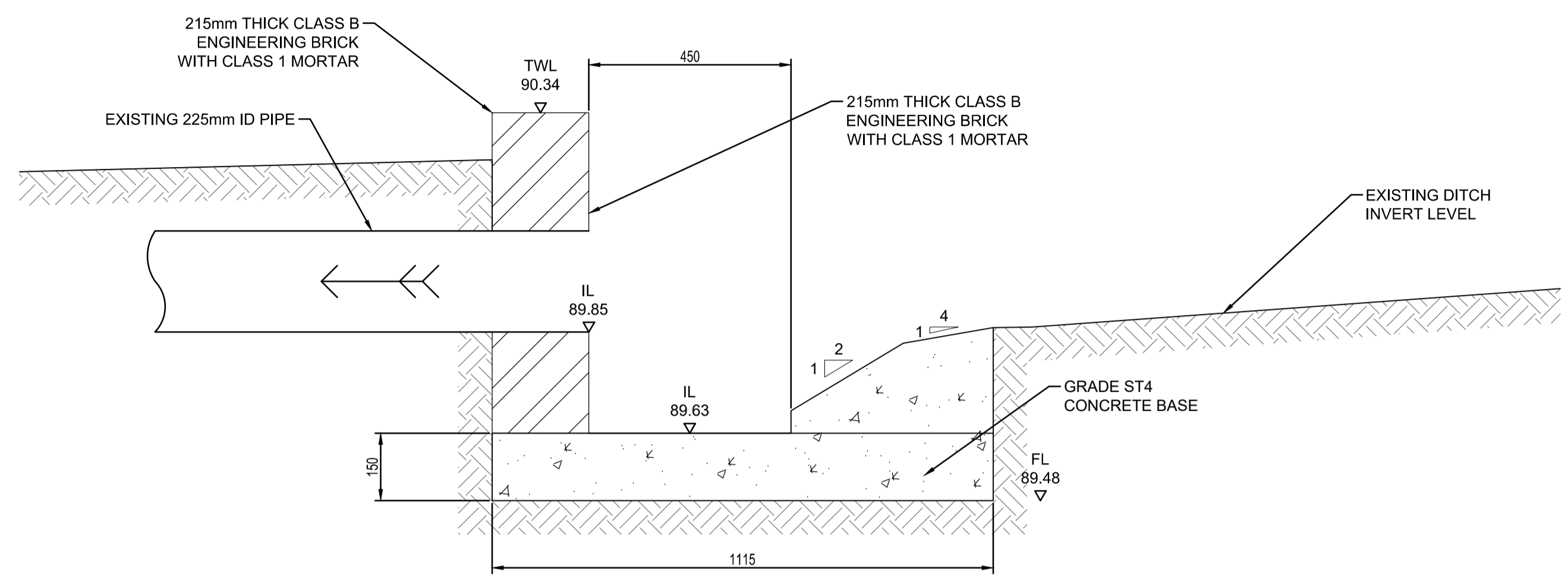
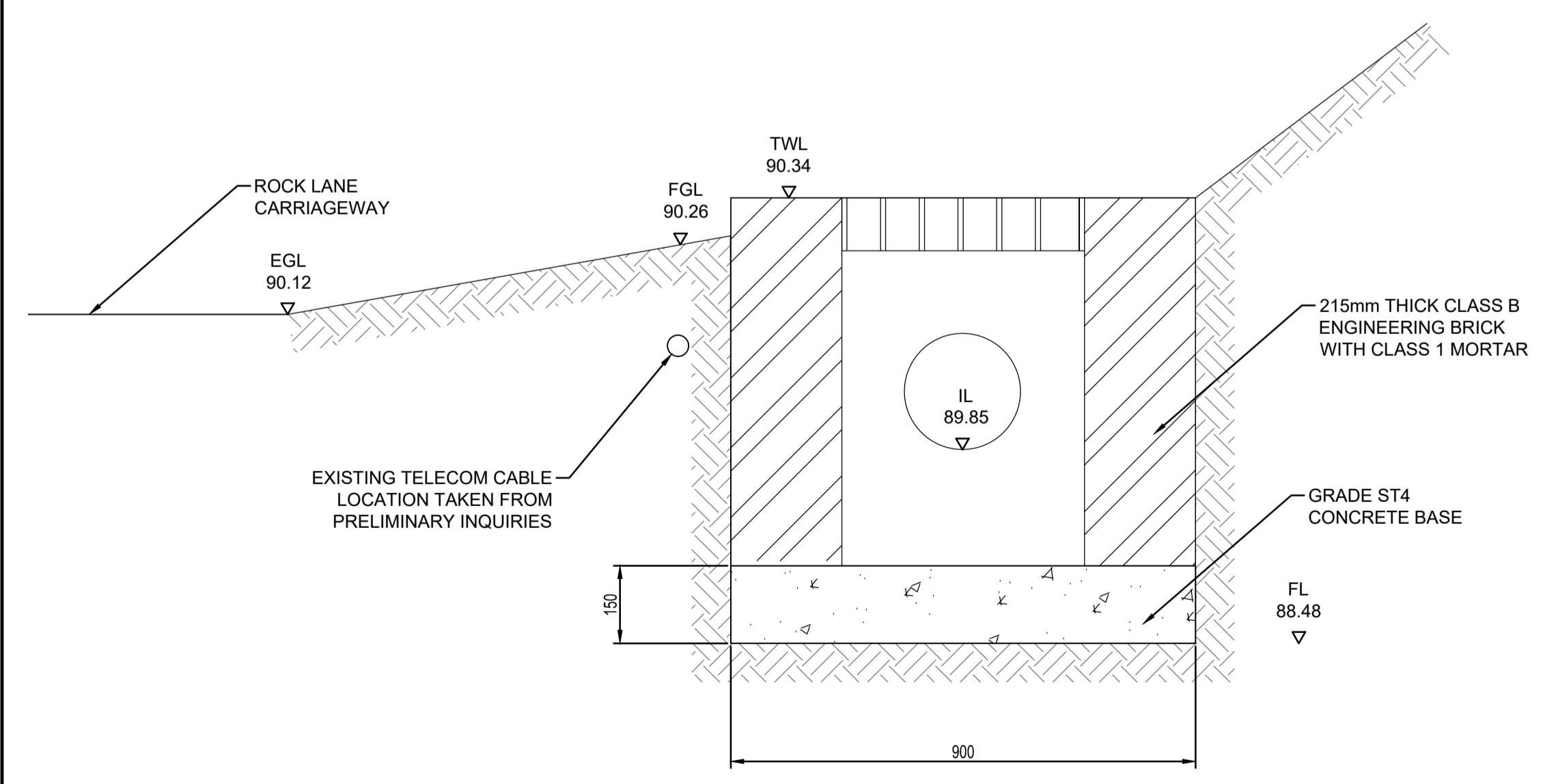


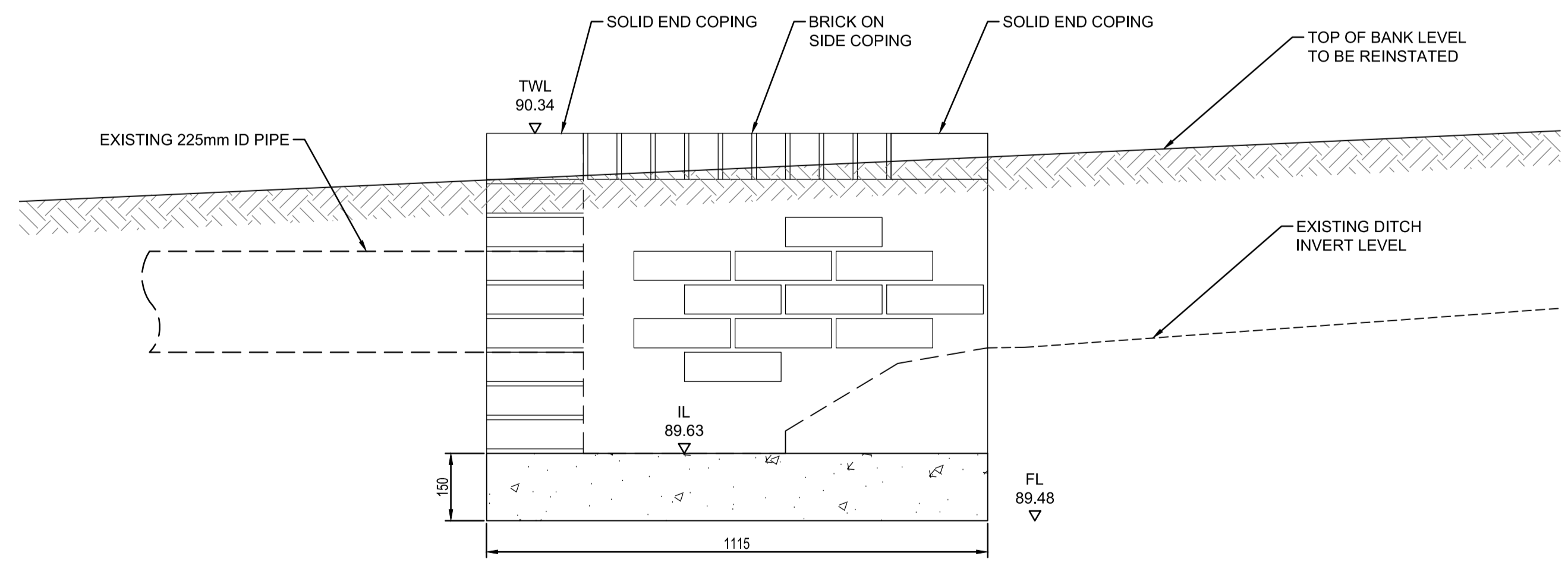
GENERAL ARRANGEMENT
SCALE 1:10 (A1)
SCALE 1:20 (A3)



SECTION Q-Q
SCALE 1:10 (A1)
SCALE 1:20 (A3)



SECTION R-R
SCALE 1:10 (A1)
SCALE 1:20 (A3)



DEVELOPED SECTION S-S
SCALE 1:10 (A1)
SCALE 1:20 (A3)

DO NOT SCALE

NOTES:
1. ALL DIMENSIONS ARE IN MILLIMETRES (mm) AND ALL LEVELS ARE IN METRES ABOVE ORDNANCE DATUM (mAOD) UNLESS STATED OTHERWISE. DIMENSIONS AND LEVELS ARE TO BE VERIFIED BY THE CONTRACTOR PRIOR TO THE START OF CONSTRUCTION.
2. THIS DRAWING SHOULD BE READ IN CONJUNCTION WITH ALL DRAWINGS LISTED ON DRAWING 70054448-WSP-00-01-DR-C-001. WITH PARTICULAR REFERENCE TO THE FOLLOWING:
70054448-WSP-00-01-DR-C-010
70054448-WSP-00-01-DR-C-020

SAFETY, HEALTH AND ENVIRONMENTAL INFORMATION	
NOTES BELOW ARE ADDITIONAL TO HAZARDS/RISKS NORMALLY ASSOCIATED WITH THIS TYPE OF WORK.	
CONSTRUCTION:	No significant residual risks identified.
(RISK NUMBERS FROM RISK REGISTER)	
OPERATIONS & MAINTENANCE:	As above.
DISMANTLING / DEMOLITION (FUTURE):	As above.
REFER TO GENERAL NOTES, THE DESIGN RISK MANAGEMENT SCHEDULE AND THE PRINCIPAL CONTRACTOR FOR MORE INFORMATION ABOUT THE RISKS ASSOCIATED WITH THIS WORK.	

ABBREVIATIONS:

FGL	-	FINISHED GROUND LEVEL
TWL	-	TOP WALL LEVEL
FL	-	FORMATION LEVEL
IL	-	INVERT LEVEL
ID	-	INTERNAL DIAMETER

KEY:

	T O/H	OVERHEAD TELECOM CABLE
	T U/G	UNDERGROUND TELECOM CABLE
	SW	SURFACE WATER DRAIN
	W	WATER MAIN
	FW	FOUL SEWER
	E O/H	OVERHEAD ELECTRICITY
	E U/G	UNDERGROUND ELECTRICITY

REV	DATE	BY	DESCRIPTION	CHK	APP
P03	20/09/2019	AHW	AMENDMENT TO DRAWING NOTES		
P02	04/09/2019	AHW	UPDATED AS FIT FOR CONSTRUCTION	LB	LB
P01	05/07/2019	AHW	FIRST ISSUE	LB	LB

DRAWING STATUS: **A - FIT FOR CONSTRUCTION**

Three White Rose Office Park, Millshaw Park Lane,
Leeds, LS11 0DL, UK
T+ 44 (0) 113 395 6200, F+ 44 (0) 113 395 6201
wsp.com

CLIENT: **BBLP**

ARCHITECT: **N/A**

SITE/PROJECT: **LEA FLOOD ALLEVIATION SCHEME**

TITLE: **ROCK LANE GENERAL ARRANGEMENT AND SECTIONS**

SCALE @ A1:	AS SHOWN	CHECKED:	LB	APPROVED:	LB
PROJECT NO:	70054448	DESIGNED:	AHW	DRAWN:	AHW
DRAWING NO:	70054448-WSP-00-01-DR-C-112	DATE:	September 19	REV:	P03

CONTAINS ORDNANCE SURVEY DATA
© CROWN COPYRIGHT AND DATABASE RIGHT 2018

© WSP UK Ltd

File name: C:\USERS\AKH\WORK\DESIGN\TOP\DESKTOP CAD\LEA FAS\PROJ\70054448-WSP-00-01-DR-C-112.DWG, printed on 20 September 2019 16:49:07, by Whitworth, Alex