

noise.co.uk Ltd

T+44(0)2476 545 397

F+44(0)2476 545 010

The Haybarn

Newnham Grounds

Kings Newnham Lane

Bretford

Warwickshire

CV23 0JU

Environmental Noise Survey

Prepared: 11th December 2019

Report No	20658-1-R1
Client	Crest Nicholson (Midlands)
Site	Land off the A49 Holmer Hereford

noise.co.uk

1. Quality Management

Report Number	20658 – 1-R1
Issue	Revision 1
Prepared	11 th December 2019
Prepared By	Bill Whitfield PhD, MSc, MIOA
Authorised By	Dave Riley TechIOA

2. Limitations

- 2.1.1. noise.co.uk Ltd ('Noise') has prepared this report for the sole use of Crest Nicholson (Midlands) ('Client') in accordance with the Agreement under which our services were performed, proposal reference number 20658. No other warranty, expressed or implied, is made as to the professional advice included in this report or any other services provided by Noise. This report is confidential and may not be disclosed by the Client nor relied upon by any other party without the prior and express written agreement of noise.co.uk Ltd.
- 2.1.2. The conclusions and recommendations contained in this report are based upon information provided by others and upon the assumption that all relevant information has been provided by those parties from whom it has been requested and that such information is accurate. Information obtained by Noise has not been independently verified by Noise, unless otherwise stated in the report.
- 2.1.3. The methodology adopted and the sources of information used by Noise in providing its services are outlined in this report. The work described in this report was undertaken between the 14th November 2016 and 11th December 2019 and is based on the conditions encountered and the information available up to the said date. The scope of this report and the services are accordingly factually limited by these circumstances.
- 2.1.4. Where assessments of works or costs identified in this report are made, such assessments are based upon the information available at the time and where appropriate are subject to further investigations or information which may become available.
- 2.1.5. Noise disclaim any undertaking or obligation to advise any person of any change in any matter affecting the report, which may come or be brought to Noise's attention after the date of the report.
- 2.1.6. Certain statements made in the report that are not historical facts may constitute estimates, projections or other forward looking statements and even though they are based on reasonable assumptions as of the date of the report, such forward-looking statements by their nature involve risks and uncertainties that could cause actual results to differ materially from the results predicted. Noise specifically does not guarantee or warrant any estimate or projections contained in this report.
- 2.1.7. Copyright: © This report is the copyright of noise.co.uk Ltd.

3. Executive Summary

3.1.1. An environmental noise assessment has been carried out for a proposed residential development at Land off the A49, Holmer, Hereford ("Proposed Development").

3.2. Measurement, Assessment and Evaluation

3.2.1. The survey was carried out to BS7445-1:2003¹ and BS7445-2:1991² which are covered under our UKAS Accreditation.

3.2.2. The interpretation of the data and the specification of suitable mitigation or treatment are outside the scope of our UKAS accreditation but is covered in our 17025 Quality Management System and reporting procedure.

3.3. Scope

- 3.3.1. This report covers all aspects of the noise survey, including:
- the identification of acoustic design criteria;
 - an objective sound pressure level survey of the existing site;
 - analysis of the data;
 - the design of any mitigation to meet the required internal noise criteria

3.4. Results Summary

3.4.1. The facade sound insulation required to meet the guideline values from BS8233:2014 are summarised in Table 1. The glazing performance has been specified in terms of the road traffic corrected weighted sound reduction index, $R_w + C_{tr}$, and the ventilator performance has been specified in terms of the road traffic corrected element normalised level difference $D_{ne,w} + C_{tr}$.

Living rooms (Daytime)	Bedrooms (Night-time)
Specification 1 – Facades overlooking A49	
32dB $R_w + C_{tr}$ / 38dB $D_{ne,w} + C_{tr}$	32dB $R_w + C_{tr}$ / 38dB $D_{ne,w} + C_{tr}$
Specification 2 – Remaining facades	
27dB $R_w + C_{tr}$ / 33dB $D_{ne,w} + C_{tr}$	27dB $R_w + C_{tr}$ / 33dB $D_{ne,w} + C_{tr}$

Table 1 – Required facade sound insulation (Glazing/Ventilator)

3.4.2. The proposed new dwellings have been oriented so that, in most cases, they provide screening for their associated gardens, which is predicted to allow the guideline values from BS8233 to be achieved in these areas. An enhanced specification has been provided for the fence of Plot 36 that to allow the guideline values to be achieved for this plot.

¹ BS7445-1:2003 "Description and measurement of environmental noise – Part 1: Description of quantities and procedures"

² BS7445-2:1991 "Description and measurement of environmental noise – Part 2: Guide to the acquisition of data pertinent to land use"

5. Contents

1. Quality Management 2

2. Limitations 2

3. Executive Summary 3

5. Contents..... 4

6. Background 5

7. Introduction 7

9. Assessment Criteria 8

10. Survey 12

11. Noise Risk Assessment..... 14

12. 3D Noise Model 15

13. Mitigation 16

14. Conclusions 19

15. Appendix..... 20

6. Background

6.1. Noise Policy Statement for England

- 6.1.1. The Noise Policy Statement for England (NPSE), published in March 2010, states the long-term vision of Government noise policy is to *“promote good health and a good quality of life through the effective management of noise within the context of Government policy on sustainable development”*.
- 6.1.2. This long-term vision is supported by the following aims; through the effective management and control of environmental, neighbour and neighbourhood noise within the context of Government policy on sustainable development:
- Avoid significant adverse impacts on health and quality of life;
 - Mitigate and minimise adverse impacts on health and quality of life;
 - Where possible, contribute to the improvement of health and quality of life.
- 6.1.3. The intention is that the NPSE should apply to all types of noise apart from noise in the workplace (occupational noise).

6.2. National Planning Policy Framework

- 6.2.1. The National Planning Policy Framework (NPPF) was published on 19th June 2019 and sets out the Government’s planning policies for England and how these are expected to be applied. The framework states that the planning system should contribute to and enhance the natural and local environment by:
- “preventing both new and existing development from contributing to or being put at unacceptable risk from, or being adversely affected by unacceptable levels of soil, air, water or noise pollution or land instability”*.
- 6.2.2. The NPPF requires that new developments be appropriate to their locations such that the effects of pollution on health have been taken into account. Planning policies and decisions should aim to:
1. avoid noise giving rise to significant adverse impacts on health and the quality of life;
 2. mitigate and reduce to a minimum potential adverse impacts resulting from noise from new development; and,
 3. identify and protect tranquil areas which have remained relatively undisturbed by noise and are prized for their recreational and amenity value.
- 6.2.3. Existing businesses near to proposed development should not have unreasonable restrictions placed on them as a result of development permitted after they were established. Where the operation of an existing business or community facility could have a significant adverse effect on new development (including changes of use) in its vicinity, the applicant (or ‘agent of change’) should be required to provide suitable mitigation before the development has been completed.

6.3. National Planning Practice Guidance

- 6.3.1. The National Planning Practice Guidance (PPG) is a web-based resource, launched by the Department for Communities and Local Government (DCLG) which was updated on the 22nd July 2019 to reflect the changes made to the NPPF and make it more accessible.³

³ <http://planningguidance.communities.gov.uk/>

- 6.3.2. It advises on how planning can manage potential noise impacts in new development. The guidance is regularly reviewed and updated and noise is listed as a specific category. A summary of the effects of noise exposure (in terms of health and quality of life) associated with both noise generating developments and noise sensitive developments is presented within the PPG and reproduced in Table 2.

Perception	Examples of outcomes	Effect level	Action
Not noticeable	No effect	No observed effect	No specific measures required
Noticeable and not intrusive	Noise can be heard, but does not cause any change in behaviour or attitude. Can slightly affect the acoustic character of the area but not such that there is a perceived change in the quality of life.	No Observed Adverse Effect (NOAEL)	No specific measures required
Lowest Observed Adverse Effect Level (LOAEL)			
Noticeable and intrusive	Noise can be heard and causes small changes in behaviour and/or attitude, e.g. turning up volume of television; speaking more loudly; where there is no alternative ventilation, having to close windows for some of the time because of the noise. Potential for some reported sleep disturbance. Affects the acoustic character of the area such that there is a perceived change in the quality of life.	Observed Adverse Effect	Mitigate and reduce to a minimum
Significant Observed Adverse Effect Level (SOAEL)			
Noticeable and disruptive	The noise causes a material change in behaviour and/or attitude, e.g. avoiding certain activities during periods of intrusion; where there is no alternative ventilation, having to keep windows closed most of the time because of the noise. Potential for sleep disturbance resulting in difficulty in getting to sleep, premature awakening and difficulty in getting back to sleep. Quality of life diminished due to change in acoustic character of the area.	Significant Observed Adverse Effect	Avoid
Noticeable and very intrusive	Extensive and regular changes in behaviour and/or an inability to mitigate effect of noise leading to psychological stress or physiological effects, e.g. regular sleep deprivation/awakening; loss of appetite, significant, medically definable harm, e.g. auditory and non-auditory	Unacceptable Adverse Effect	Prevent

Table 2 – Noise exposure hierarchy

- 6.3.3. There are a number of factors that determine whether a noise could be a concern to a receptor. These include: the absolute level of the noise and when it occurs, whether it is existing or new to the area, temporal characteristics, spectral content and the acoustic absorption in the area.
- 6.3.4. It is emphasised in the PPG that the planning process should be used to mitigate and minimise the impact of noise. This could include: engineering the noise sources to be quiet, minimising the impact of noise through layout, using conditions/obligations to restrict activities, mitigating the impact in places where noise is likely to be experienced (e.g. using facade sound insulation).

7. Introduction

- 7.1.1. An environmental noise survey has been carried out for a proposed residential development at Land off the A49, Holmer, Hereford.

7.2. Proposed Development

- 7.2.1. An image showing the proposed location and layout of the Proposed Development is given in Figure 1.



Figure 1 - Plan showing the layout of the Proposed Development

7.3. Noise Climate

- 7.3.1. The survey technician reported that, at the time of the survey, the noise climate on site was dominated by continuous road traffic noise from the A49.

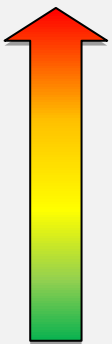
9. Assessment Criteria

9.1. Noise From Existing Transportation Sources

9.1.1. The Professional Practice Guidance (ProPG) was published in May 2017 refers specifically for the consideration of new residential developments that will be exposed predominantly to airborne noise from transport sources. The ProPG advocates a two stage risk based approach to noise when planning new residential developments:

- Stage 1 – an initial noise risk assessment of the site; and
- Stage 2 – a systematic consideration of the acoustic design.

9.1.2. An initial noise risk assessment is required to determine the prevailing sound pressure levels at the location of the Proposed Development to indicate whether the proposed site is at a negligible, low, medium or high risk from noise caused by transportation sources. The assessment is based on free-field levels on the existing site and, therefore, does not take into account any new treatment (such as bunds or fences) that will be introduced as part of the development. The guidance on negligible, low, medium and high risk levels has been summarised in Figure 2.

Risk	Day		Night	
High	≈ 70dB(A)		≈ 60 dB(A)	High noise levels indicate that there is a risk of refusal. High risk may be mitigated and minimised by following a good acoustic design process that is demonstrated in an ADS.
Medium	≈ 65dB(A)		≈ 55dB(A)	As noise levels increase the site is less suitable, from a noise perspective. Any application may be refused unless a good acoustic design process is illustrated in an ADS.
Low	≈ 55dB(A)		≈ 45dB(A)	At low noise levels the site is likely to be acceptable, from a noise perspective.
Negligible	<50dB(A)		<40dB(A)	These noise levels indicate that the development site is likely to be acceptable from a noise perspective and the application need not normally be delayed on noise grounds.

A. Indicative noise levels should be assessed without inclusion of the acoustic effect of any schem specific noise mitigation measures

B. Indicative noise levels are the combined free-field noise level from all sources of transport noise and may also include industrial/commercial noise where this is present but is “not dominant”.

C. $L_{Aeq,16hr}$ is for daytime 0700-2300, $L_{Aeq,8hr}$ is for night-time 2300-0700

D. An indication that there may be more than 10 noise events at night (2300-0700) with $L_{AFMAX} > 60dB$ means the site should not be regarded as negligible risk.

Figure 2 – Stage 1 – Initial site noise risk assessment

9.1.3. The ProPG stresses that the assessment of noise risk at a proposed residential development site is not the basis for the eventual recommendation to the decision maker.

Element 1 – Good Acoustic Design Process

9.1.4. Good acoustic design should avoid ‘unreasonable’ acoustic conditions and prevent ‘unacceptable’ acoustic conditions. ProPG notes that good acoustic design does not mean over-engineering or ‘gold plating’ all new developments but instead should aim to provide an optimum acoustic outcome for a particular site.

Element 2 - Internal Noise Level Guidelines

9.1.5. The guideline values proposed are the same as those provided in BS 8233:2014 and WHO, including the recommendation that maximum noise levels should not exceed 45dB L_{Amax} more than 10 times per night.

Element 3 - External Amenity Area Noise Assessment

- 9.1.6. Sound pressure levels of 50 – 55 dB $L_{Aeq,16hr}$ in gardens and external amenity areas, where such areas are an intrinsic part of the overall design. If these values cannot be achieved in all areas, the development should be designed to achieve the lowest practicable noise levels. The provision of relatively quiet alternative publically accessible external amenity space may help to offset the noise impact in high noise areas.

Element 4 - Assessment of Other Relevant Issues

- 9.1.7. It is acknowledged that there may be other local issues affecting the ability to achieve the required acoustic design criteria

9.2. Guideline Values

BS8233:2014 Internal Ambient Noise Criteria

- 9.2.1. BS8233:2014 draws on the results of research and experience to provide information on the design of buildings that have internal acoustic environments appropriate to their function. The standard provides guideline internal values for dwellings for steady external noise sources. These have been summarised in Table 3.

Activity	Location	07:00 to 23:00	23:00 to 07:00
Resting	Living Room	35dB $L_{Aeq,16hour}$	-
Dining	Dining Room	40dB $L_{Aeq,16hour}$	-
Sleeping (daytime resting)	Bedroom	35dB $L_{Aeq,16hour}$	30dB $L_{Aeq,8hour}$

Table 3 – BS8233:2014 guideline values for internal ambient noise levels from steady external noise sources

- 9.2.2. The guideline values are issued by the World Health Organisation (WHO) and assume normal diurnal fluctuations in external noise. They are expected to be achieved based on normal annual data and not in all circumstances. For example, it is normal to exclude occasional events such as fireworks night or New Year's Eve.

BS8233:2014 Garden Criteria

- 9.2.3. For traditional external areas that are used for amenity space, such as gardens and patios, it is desirable that the external noise level does not exceed 50dB $L_{Aeq,T}$ with an upper guideline value of 55dB $L_{Aeq,T}$ which would be acceptable in noisier environments. However, it is also recognised that these guideline values are not achievable in all circumstances where development might be desirable. In such cases, the lowest practicable levels should be achieved in external amenity areas but the development should not be prohibited.

9.3. Ventilation and Overheating Requirements

- 9.3.1. This section addresses ventilation issues that may conflict with the acoustic design of the building. They are provided for reference purposes only as this report is addressing the acoustic parameters of the development and building design only.
- 9.3.2. BS8233:2014 states that, if relying on closed windows to achieve the guideline values, there needs to be an appropriate alternative ventilation scheme that does not compromise the facade sound insulation or the resulting noise level. However, rooms should have adequate ventilation, i.e. trickle ventilators should be assumed to be open for any assessment.

- 9.3.3. Ventilation requirements for dwellings are covered under Building Regulations Approved Document F⁴ (“ADF”). It describes the purpose of ventilation as for the removal of stale air from inside a building and replacement with fresh air from outside.
- 9.3.4. ADF prescribes three types of ventilation provision:
1. **Whole dwelling ventilation** – running continuously (includes background ventilation)
 2. **Extract ventilation** – removing vapour/pollutants from a space e.g. from bathrooms and kitchens
 3. **Purge ventilation** – manually controlled rapid ventilation
- 9.3.5. ProPG⁵ states that the internal noise guidelines are generally not applicable under “purge ventilation” conditions as defined by ADF, as this should only occur occasionally (e.g. to remove odour from painting and decorating or from burnt food).
- 9.3.6. Where a means of ventilation is required as an alternative to open windows, there are four broad categories of ventilation system that each meet the requirements of ADF:
- System 1** – Background ventilators and intermittent extract fans
- System 2** – Passive stack ventilation
- System 3** – Continuous mechanical extract ventilation (MEV)
- System 4** – Continuous mechanical supply and extract with heat recovery (MVHR)
- Systems 1-3 require penetrations in the facade to allow air to flow into and out of the building. In order to control the noise break-in from external noise sources, it should be checked that the penetration offers sufficient resistance to the passage of sound. The sound insulation of these, typically small, penetrations is often specified in terms of the element normalised sound pressure level difference, $D_{ne,w}$, which is often corrected for the spectrum shape of road traffic using the C_{tr} correction term.
- 9.3.7. Ventilation provisions, including open windows, will not necessarily meet cooling needs. Building Regulations Approved Document L2a⁶ (“ADL2a”) requires that overheating be mitigated by controlling the solar gains by means of building orientation, shading and the g-value of the glazing. It recommends that the developer assess the overheating risk using CIBSE TM 37.⁷

⁴ Approved Document F: Means of Ventilation (2010 Edition)

⁵ The Professional Practice Guidance on Planning and Noise, ANC, May 2017

⁶ Approved Document L2a : Conservation of Fuel and Power (2013 Edition)

⁷ CIBSE Guide TM 37 “Design for Improved Solar Shading Control”

9.4. Local Planning Authority Criteria

- 9.4.1. The local planning authority, Herefordshire Council, has provided specific noise-related planning requirements for the Proposed Development. The noise-related requirements have been reproduced in Figure 3.

My comments are with regard to potential noise and nuisance issues that might arise from development.

The western side of the proposal will be adversely impacted by road traffic noise from the A49 trunk road.

The applicant is therefore requested to supply an Acoustic Design Statement in accordance with Stage 2 of the ProPG guidance* which sets out how the acoustic environment has been taken into account in the design and layout of the site. The objective being to demonstrate compliance with the desirable external amenity and internal noise standards as set out in BS8233 and for these internal standards to be met with the windows partially open in as many properties as possible.

ProPG: Planning and Noise* Professional Practice Guidance on Planning & Noise
New Residential Development
Published by the Association of Noise Consultants, the Institute of Acoustics and the Chartered Institute of Environmental Health

Signed: Susannah Burrage
Date: 2 October 2019

Figure 3 – Noise related planning requirements provided by the local planning authority

10. Survey

10.1. Measurement Locations

- 10.1.1. Fixed position monitoring took place at a single position to account for the likely dominant noise sources. The monitoring equipment was located 1.5m from the ground and at least 3m from the next nearest reflecting surface. The monitoring position is shown in Figure 4.



Figure 4 - Noise monitoring locations on site

- 10.1.2. The measurement instrumentation used during the survey is detailed in the appendix. The acoustic equipment was calibrated to comply with Section 4.2 of BS7445-1:2003⁸ before and after the surveys. The calibration details are also detailed in the appendix.

10.2. Meteorology

- 10.2.1. During the survey the weather information was noted. This is summarised in Table 4.

	14 th November 2016	15 th November 2016
Roads(Wet/Dry)	Dry	Dry
Wind Speed (ms ⁻¹)/Direction	3 SW	3 SW

Table 4 - Meteorological data noted during the survey

⁸ BS7445-1:2003 "Description and measurement of environmental noise – Part 1: Guide to quantities and procedures"

10.3. Measurement and Timescale

10.3.1. Unattended monitoring was carried out between 14th November 2016 and 15th November 2016. The measurements that have been made are summarised in Table 5.

Monitoring Position	Date	Type	Quantity
1	14 th November 2016 – 15 th November 2016	Fixed/unattended	$L_{Aeq,5-min}$

Table 5 – Measurements made at the site of the Proposed Development

10.3.2. Sound pressure measurements were subsequently averaged into hourly, daytime and night-time periods. The acoustic measurements and their interpretation have been in accordance with BS 7445: Parts 1, and 2⁹. All sound pressure levels are in dB (re 20μPa).

10.4. Results Summary

10.4.1. The fixed position external measurement results are summarised in Table 6.

Measurement location	Daytime dB, $L_{Aeq,16hr}$	Night-time dB, $L_{Aeq,8hr}$
1	60.1	54.6

Table 6 - Summary of the external sound pressure levels measured

⁹ BS7445-2:1991 "Description and measurement of environmental noise – Part 2: Guide to the acquisition of data pertinent to land use"

11. Noise Risk Assessment

- 11.1.1. The noise risk assessment should not be seen as the basis for the recommendation to the decision maker. The aim is that higher risk sites will be recognised at the earliest possible stage and the increasing importance of good acoustic design can be emphasised. The risk assessment for the site is summarised in Table 7.

Risk assessment	Comment
Medium	<i>"As noise levels increase, the site is likely to be less suitable from a noise perspective and any subsequent application may be refused unless a good acoustic design process is followed and is demonstrated in an ADS which confirms how the adverse impacts of noise will be mitigated and minimised, and which clearly demonstrate that a significant adverse impact will be avoided in the finished development."</i>

Table 7 – Noise risk assessment for the Proposed Development site

- 11.1.2. The noise risk assessment indicates that a good acoustic design process, documented in an acoustic design statement, is required in order to ensure that the impacts of noise will be mitigated and minimised.

12. 3D Noise Model

- 12.1.1. A 3D noise model has been constructed using SoundPLAN™ in order to predict the propagation of sound across the site of the Proposed Development. The calculation procedure has been used from ISO9613-2:1996¹⁰ to predict the propagation of sound from source to receiver, taking into account distance, screening, and atmospheric and ground conditions.
- 12.1.2. Ordinance Survey Open Data has been used to create the existing roads and buildings. Terrain data has been taken from BlueSky Mapping.
- 12.1.3. The results of the model have been illustrated in noise contour maps in Figure 5 and Figure 6.

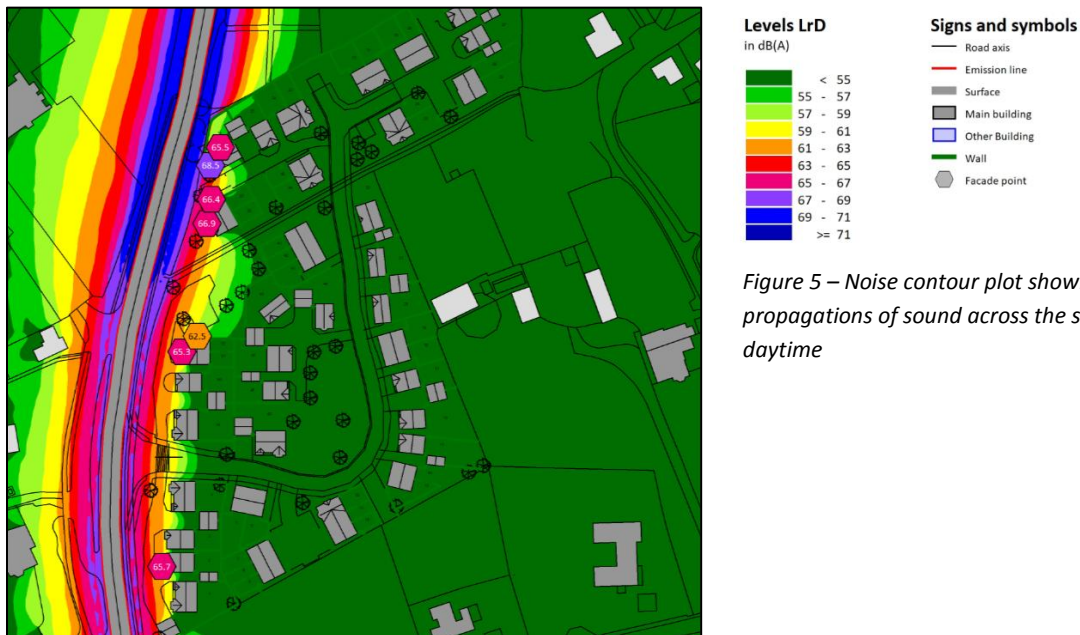


Figure 5 – Noise contour plot showing the propagations of sound across the site during the daytime

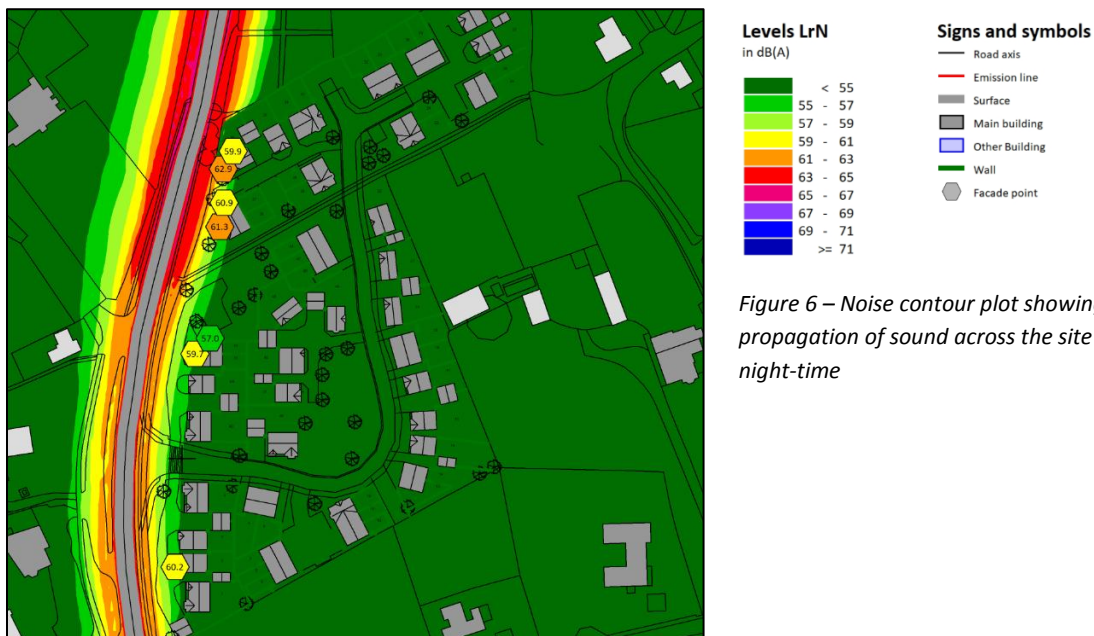


Figure 6 – Noise contour plot showing the propagation of sound across the site during the night-time

¹⁰ ISO9613-2:1996 "Acoustics – Attenuation of Sound During Propagation Outdoors – Part 2: General Method of Calculation"

13. Mitigation

13.1. Element 1: Good Acoustics Design

- 13.1.1. In order to mitigate and minimise the impact of road traffic noise on future residents of the Proposed Development, the dwellings have been oriented such that, where possible, the first row of houses have their gardens located behind the building relative to the A49. This provides a high level of attenuation to allow the external amenity spaces to achieve the guideline values from BS8233 without significant additional mitigation.

13.2. Element 2: Guideline Values

- 13.2.1. Based on the measured and predicted free-field sound pressure levels at the worst affected facades, the simple calculation method from BS8233:2014 has been used to determine the necessary sound reduction to meet the guideline values. Standard forms of construction are assumed such that the glazing is likely to be the lowest performing facade element.
- 13.2.2. The single figure glazing and ventilator performance requirements in order to achieve the internal design criteria are summarised in Table 8. The glazing performance has been specified in terms of the road traffic corrected weighted sound reduction index, $R_w + C_{tr}$, and the ventilator performance has been specified in terms of the road traffic corrected element normalised level difference $D_{ne,w} + C_{tr}$.

Living rooms (Daytime)	Bedrooms (Night-time)
Specification 1 – Facades overlooking A49	
32dB $R_w + C_{tr}$ / 38dB $D_{ne,w} + C_{tr}$	32dB $R_w + C_{tr}$ / 38dB $D_{ne,w} + C_{tr}$
Specification 2 – Remaining facades	
27dB $R_w + C_{tr}$ / 33dB $D_{ne,w} + C_{tr}$	27dB $R_w + C_{tr}$ / 33dB $D_{ne,w} + C_{tr}$

Table 8 – Required facade sound insulation (Glazing/Ventilator)

- 13.2.3. The locations where these specifications apply have been illustrated in Figure 7.

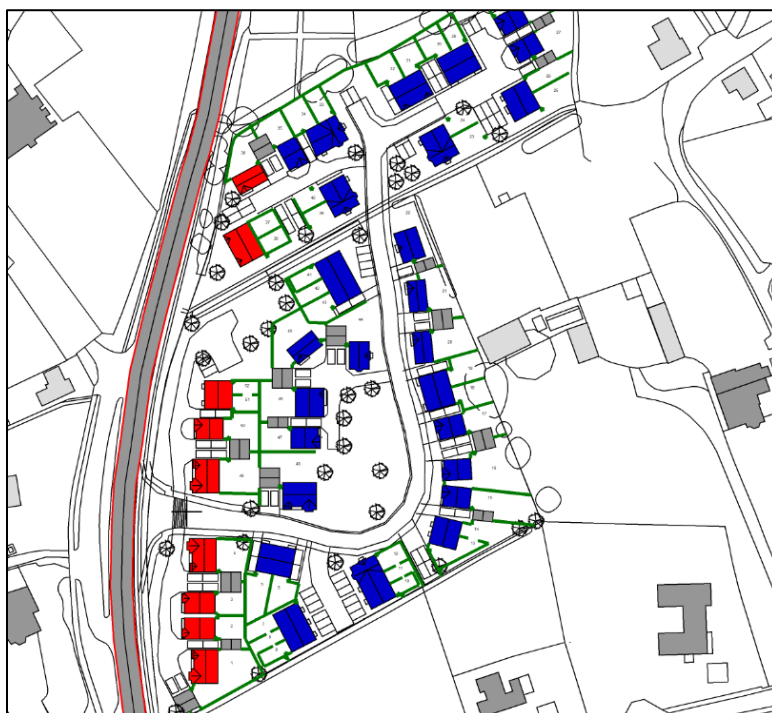


Figure 7 – Marked-up plan showing where the glazing specifications apply

Specification 1 – Facades overlooking A49

Specification 2 – Remaining facades

Glazing and Ventilator Specifications

- 13.2.4. The glazing and ventilator performance has been specified based on the performance data provided by Saint-Gobain and Greenwood Airvac. These are suggested configurations and any other glazing and vent combination can be used provided it achieves the minimum performance levels given in Table 8. The recommended glazing specification is given in Table 9.

Living rooms (Daytime)	Bedrooms (Night-time)
Specification 1 – Facades overlooking A49	
Saint Gobain 8(16)6	Saint Gobain 8(16)6
Specification 2 – Remaining facades	
Saint Gobain 4(12)4	Saint Gobain 4(12)4

Table 9 - Our recommended glazing configurations expressed as Glazed Panel Thickness(Air Gap) Glazed Panel Thickness

- 13.2.5. Should penetrations be required for ventilation purposes our recommended ventilator configurations, calculated to work in conjunction with the above glazing specifications, are summarised in Table 10. The specification provides an equivalent area of at least 5000mm². It should be checked by a suitably qualified person that this ventilator specification meets the requirements of Approved Document F.¹¹

Living rooms (Daytime)	Bedrooms (Night-time)
Specification 1 – Facades overlooking A49	
Greenwood Airvac 5000EA + AC2	Greenwood Airvac 5000EA + AC2
Specification 2 – Remaining facades	
Greenwood Airvac 5000EA	Greenwood Airvac 5000EA

Table 10 - Our recommended ventilator configurations.

- 13.2.6. Given the assumptions in this method the information in this section should be treated as general guidance only. The acoustic performance of third party products cannot be guaranteed by noise.co.uk.
- 13.2.7. It should be noted that, in order to meet the internal ambient noise criteria in these areas, the windows would need to remain closed. Herefordshire Council has specifically requested that the guideline internal levels from BS8233 should be achievable with windows partially open in as many plots as possible. ProPG does state that, where it is not possible to meet internal target levels with windows open, internal noise levels can be assessed with windows closed, however any façade openings used to provide whole dwelling ventilation (e.g. trickle ventilators) should be assessed in the “open”.¹² Trickle ventilation specifications have been provided that will allow Building Regulation background ventilation requirements to be achieved whilst meeting the internal guideline internal noise levels.

13.3. External Amenity Area Noise Assessment

- 13.3.1. BS8223 states that it is desirable that the external noise level for amenity spaces, such as gardens and patios, does not exceed 50dB L_{Aeq,T} with an upper guideline value of 55dB L_{Aeq,T} which would be acceptable in noisier environments. In this situation, the modelling illustrates that the external sound pressure levels are likely to meet the guideline values in most areas with 1.8m boundary fencing; however, plot 36 requires a 2.5m boundary fence in order meet the guideline values. The location of enhanced boundary treatment is illustrated in Figure 8.

¹¹ Approved Document F: Means of Ventilation (2010 Edition)

¹² ProPG, Professional Practice Guidance on Planning & Noise, May 2017, page 13, Note 5



Figure 8 – Illustration showing where the 2.5m garden fence should be located to provide attenuation for plot 36.

Red Line – Indicates location of 2.5m fence

- 13.3.2. The most significant property of the barrier that affects its sound insulation is the mass per unit area. The Department for Transport provides specific guidance on the specification of the minimum mass per unit area for such barriers.¹³ Based on this guidance, we would recommend that the mass per unit of the close-boarded fence be approximately at least 10kg/m^2 . We would recommend installing a BSW Timber BuildShield fence. For more information, please contact:



Contact: Robin Millard

✉ robin.millard@bsw.co.uk

☎ 0800 587 8887

¹³ Department for Transport (1976) Noise Barriers – Standards and materials, Technical Memorandum H14/76

14. Conclusions

- 14.1.1. An environmental noise survey has been carried out at the site of a proposed residential development at Land off the A49, Holmer, Hereford to determine typical ambient sound levels. The sound levels have been used to calculate the required facade sound insulation to meet the guideline internal levels from BS8233:2014.
- 14.1.2. Table 8 in section 13 gives the required facade sound reduction by any glazing and ventilator combination to be compliant with the guideline values.
- 14.1.3. We strongly recommend that this report be passed to the local planning authority for approval prior to any works being carried out.

15. Appendix

APPENDIX A: Summary Information

Required ISO Test Report Information (cross referenced where required)			
		Measurements carried out to:	Analysed to:
A	Standards	BS 7445-1: 2003 BS 7445-2: 1991	BS 8233:2014
B	Organisation performed the measurements	noise.co.uk Ltd, The Haybarn, Newnham Grounds, Kings Newnham Lane, Bretford, Coventry, CV23 0JU.	
C	Name of Client	Crest Nicholson (Midlands)	
D	Full site address	Land off the A49 Holmer Hereford	
E	Date of surveys	Survey Date: 14 th November 2016 – 15 th November 2016	
F	Description & identification of Proposed Development	It is proposed to develop the site for residential use.	
G	Brief Description of details of Procedure & equipment	See Section 5 of this report.	

APPENDIX B: Technical Appendix

15.1.1. Measurements were made using the following equipment:

Monitoring Position	Sound Level Meter (Serial Number)	Calibrator (Serial Number)
1	Norsonic 140 (1405560)	Norsonic 1251 (33824)

15.1.2. The equipment has traceable calibration. The sound level meter was calibrated immediately prior to and immediately after the measurements were carried out.

Sound Level Meter	Before	After
Norsonic 140 (1405560)	114.0 dB	114.0 dB

15.1.3. There was no adverse deviation.

APPENDIX C: Average Hourly Levels

Date	Time	L _{Aeq,1-hour}
		Position 1
14/11/16	23:00	51.4
15/11/16	00:00	51.1
15/11/16	01:00	49.0
15/11/16	02:00	48.6
15/11/16	03:00	50.5
15/11/16	04:00	52.4
15/11/16	05:00	58.6
15/11/16	06:00	59.3
15/11/16	07:00	61.1
15/11/16	08:00	59.6
15/11/16	09:00	61.4
15/11/16	10:00	61.5
15/11/16	11:00	61.4
15/11/16	12:00	61.6
15/11/16	13:00	61.2
15/11/16	14:00	61.0
15/11/16	15:00	60.1
15/11/16	16:00	57.3
15/11/16	17:00	58.8
15/11/16	18:00	60.5
15/11/16	19:00	59.1
15/11/16	20:00	58.4
15/11/16	21:00	58.0
15/11/16	22:00	56.6

APPENDIX D: Raw Data

