

Dimensions: This drawing is suitable as a base drawing for construction, but all dimensions must be checked on site prior to commencement of works. All dimensions are in millimetres.

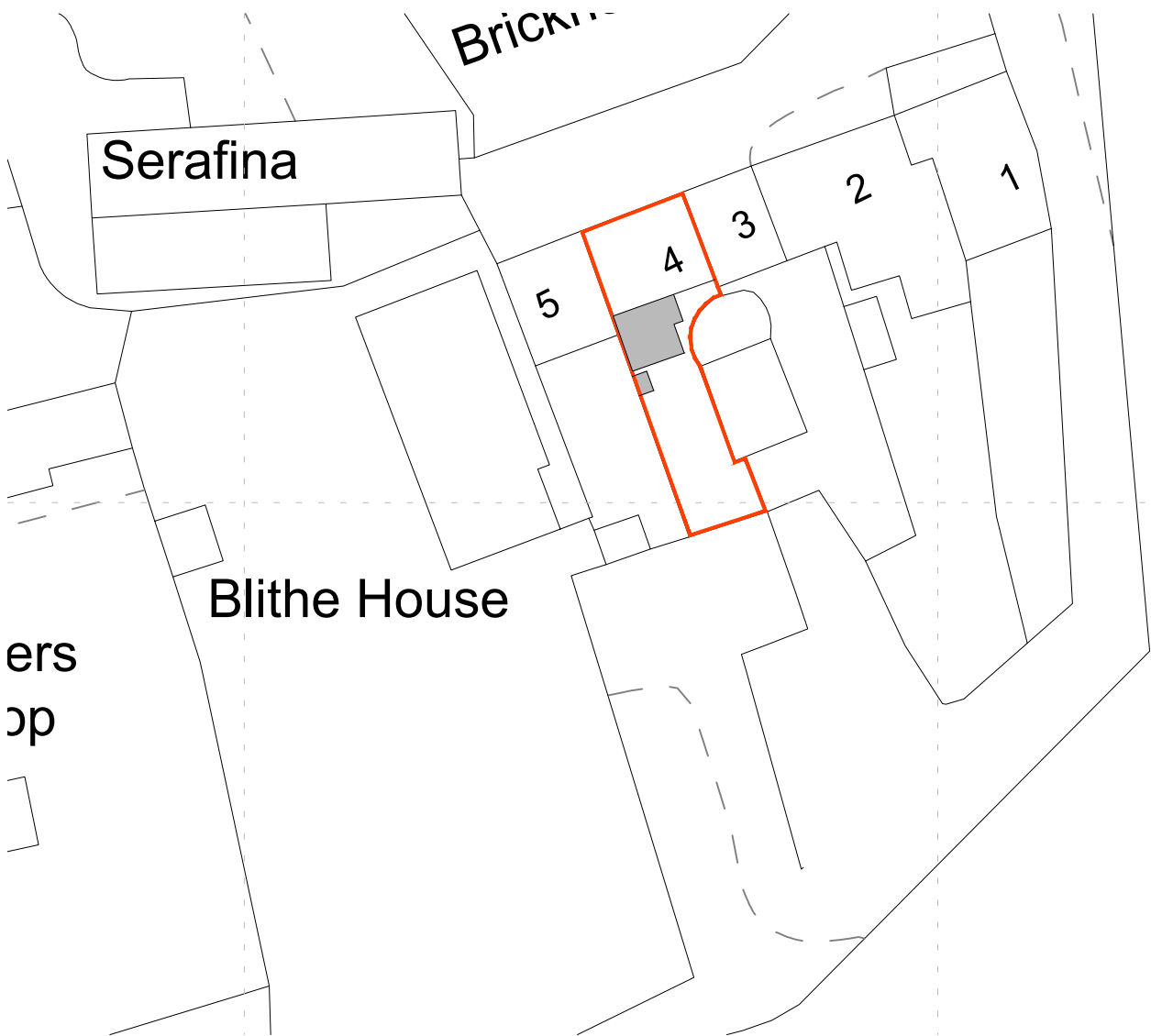
Consultants/Specialists: Where indicated, a suitable Structural Engineer and/or Party Wall Surveyor should be consulted. Drawings and specifications prepared by specialists should be submitted to the architect for checking prior to fabrication works.

Copyright: Drawings and documents prepared by Taylor & Co are copyright protected and must not be copied for purposes unrelated to this project without written consent.

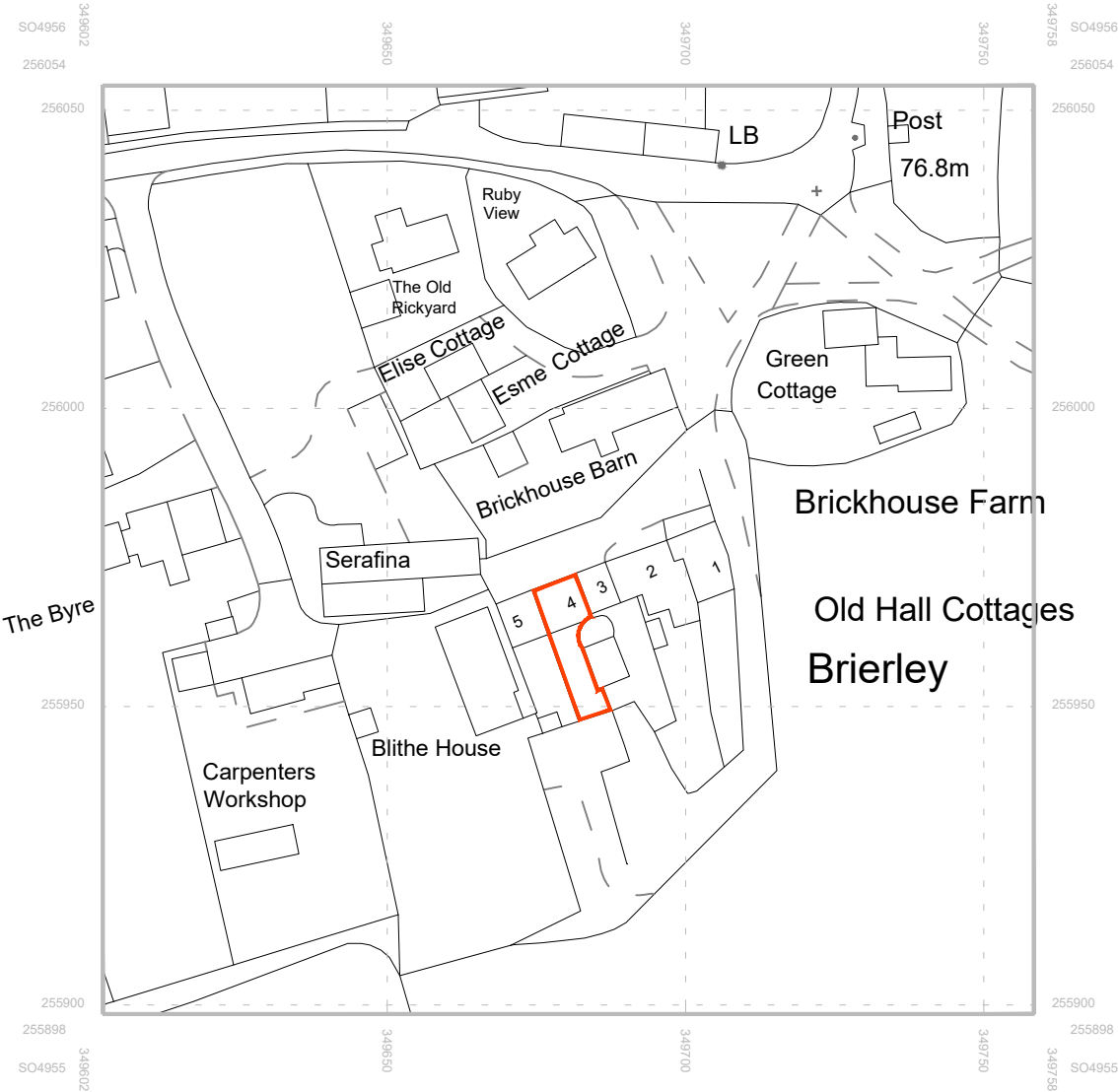
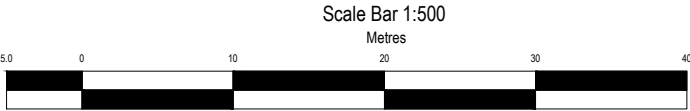
CDM 2015 (Construction Design and Management) Regulations apply to both domestic and commercial projects and all clients have important legal duties under this health and safety legislation. Please see the HSE website for more information regarding these duties. (www.HSE.gov.uk/construction/cdm)

© Taylor & Company (Architects) Ltd 2022

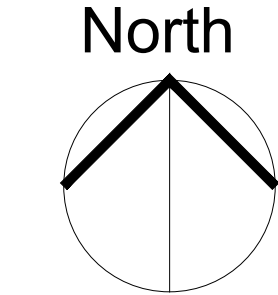

AMENDMENTS		
REV	DATE	AMENDMENTS
A	30.05.24	Minor amendments



Site Block Plan
Scale 1:500



Site Location Plan
Scale 1:1250



Client		
Mr & Mrs Huntley		
Site Address		
No.4 Old Hall, Cottages, Brierley, Leominster, Hereford, HR6 0NU		
Title		
Site location and block plan		
Scale (A3sheet)	Date	Drawn by
Varies	April 24	JGS
Drawing number		
2241-01A		
TAYLOR+CO ARCHITECTS		
ARCHITECTURE - CONSERVATION - INTERIOR DESIGN		
01905 621600 taylorandcoarchitects.co.uk design@taylorandcoarchitects.co.uk		
RIBA		