


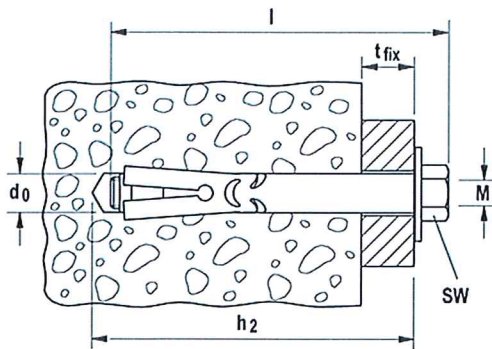
Details of wall fixings

The lift will be fixed into the masonry wall at first floor chamber joist level and at the top of the wall just below wall plate level using Fischer FSA 10/35 S bolts, details below.



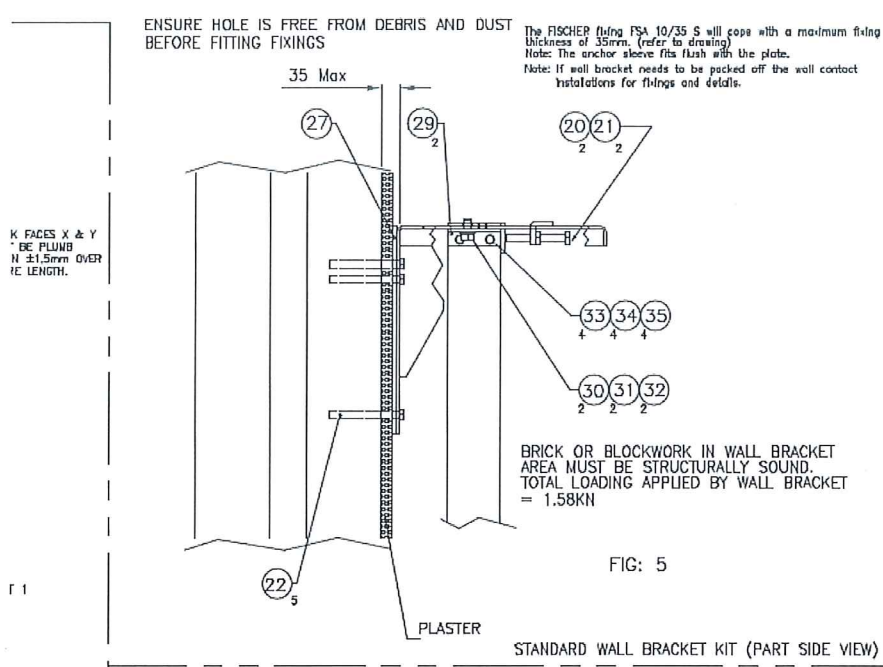
Proposed position of lift first floor living area

Drill hole diameter	$d_0$	10	[mm]
Min. drill hole depth for through fixings	$h_2$	90	[mm]
Max. fixture thickness	$t_{fix}$	35	[mm]
Anchor length	$l$	90	[mm]
Thread	M	M 8	
Width across nut	○ SW	13	[mm]
Washer (outer diameter x thickness)		24 x 2,1	[mm]
Sales unit		20	[pcs]
GTIN (EAN Code)		4006209685242	



## Wall Bracket Fixing Details.

Refer to VE38 1010 for fixing centres (VM38/58 & VE38/58 Lift Models



Item 22 Fixings dependant on substrate:

Concrete or Brick = FISCHER FSA 10/35 S

All types of Masonry & Aerated lightweight Concrete = HILTI HY 70 ADHESIVE. HILTI HIT-IC M10x80  
Part No: 00047936 (Threaded sleeve, can be used on own in solid masonry) HILTI HIT-SC 18x85 Part  
No: 00360486 (Composite sleeve for hollow material with the above threaded sleeve)

Cracked & Un-cracked concrete = HILTI HY 150 ADHESIVE. HILTI HIT-IC M8 SLEEVE