






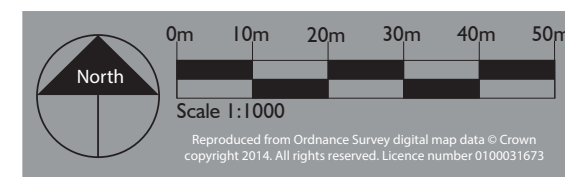




KEY

-  Existing Trees and Hedgerows -Woodland to be managed to improve and enhance new settlement edge and to increase biodiversity.
-  Proposed Native Planting- Planting to match existing species.To increase biodiversity and maintain key viewpoints .
-  Boulevard / Avenue - Central Access road through development. Road to be lined with hedges, street trees or placed in front gardens.
-  Lanes - Secondary access roads to be lined with hedges and smaller trees
-  Pedestrian Link
-  Gateway - Access into site from B4222
-  Ecological Area - Area designated for increasing biodiversity and an informal open space



LANDSCAPE ARCHITECTURE • URBAN DESIGN • MASTERPLANNING

**23 NEW MOUNT STREET
MANCHESTER
M4 4DE**

**T 0161 212 1131
E INFO@PGLA.CO.UK
W PGLA.CO.UK**

Project Title
**Proposed Residential Development,
Lea, Ross-on-Wye,
Herefordshire**

Job Ref.
LEA1312

Client
MLN Land and Properties LTD

Drawing Number
LEA1312_IL010

Revision
--

Drawing Title
Indicative Layout

Scale
1:1000@ A3

Date
JULY 2014