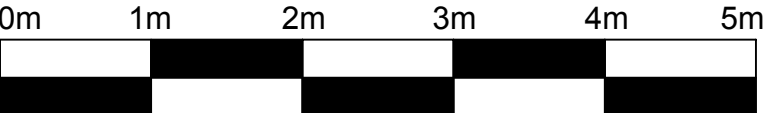


Responsibility is not accepted for errors made by others in scaling from this drawing. Do not scale from this drawing for construction or acquisition purposes. All construction information must be taken from figured dimensions only. All dimensions and levels must be checked on site and any discrepancies between drawings and specification must be reported to Kree8 Design & Build. Copyright Kree8 Design & Build.

MATERIAL KEY:

New windows - UPVC
Fascia & soffits - UPVC
Rainwater goods - UPVC
Roof - Tile to match existing



PROPOSED ELEVATIONS
Scale - 1:50 @ A1

Kree8

MATTHEW LEWIS
Ba(Hons)Arch BArch PGDip Arch (Commendation) RIBA
CHARTERED ARCHITECT

RIBA

Royal Institute of
British Architects

Kree8 Design & Build - The Glen - Cradley, Malvern WR13 5NR
T - 01886 884634 M - 07525439096 E - hello@kree8designbuild.com

Project Title:
PROPOSED INTERNAL ALTERATIONS TO
EXISTING RESIDENTIAL UNIT
11B CANON FROME COURT
LEDBURY
HR8 2TD

Client:
MR & MRS OUTTERSIDE

Drawing Title:
Proposed Elevations

File Number: CF1

Drawn By: MDL

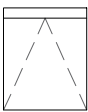
Checked By: MDL

Scale@A1: 1:50 Date: 12/07/22

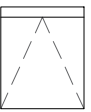
Dwg No: 09 Rev: A

EAST FACING

WEST FACING



PROPOSED VELUX
ROOFLIGHT
CONSERVATION
STYLE



PROPOSED NEW
TIMBER DOORSET
TO MATCH
EXISTING