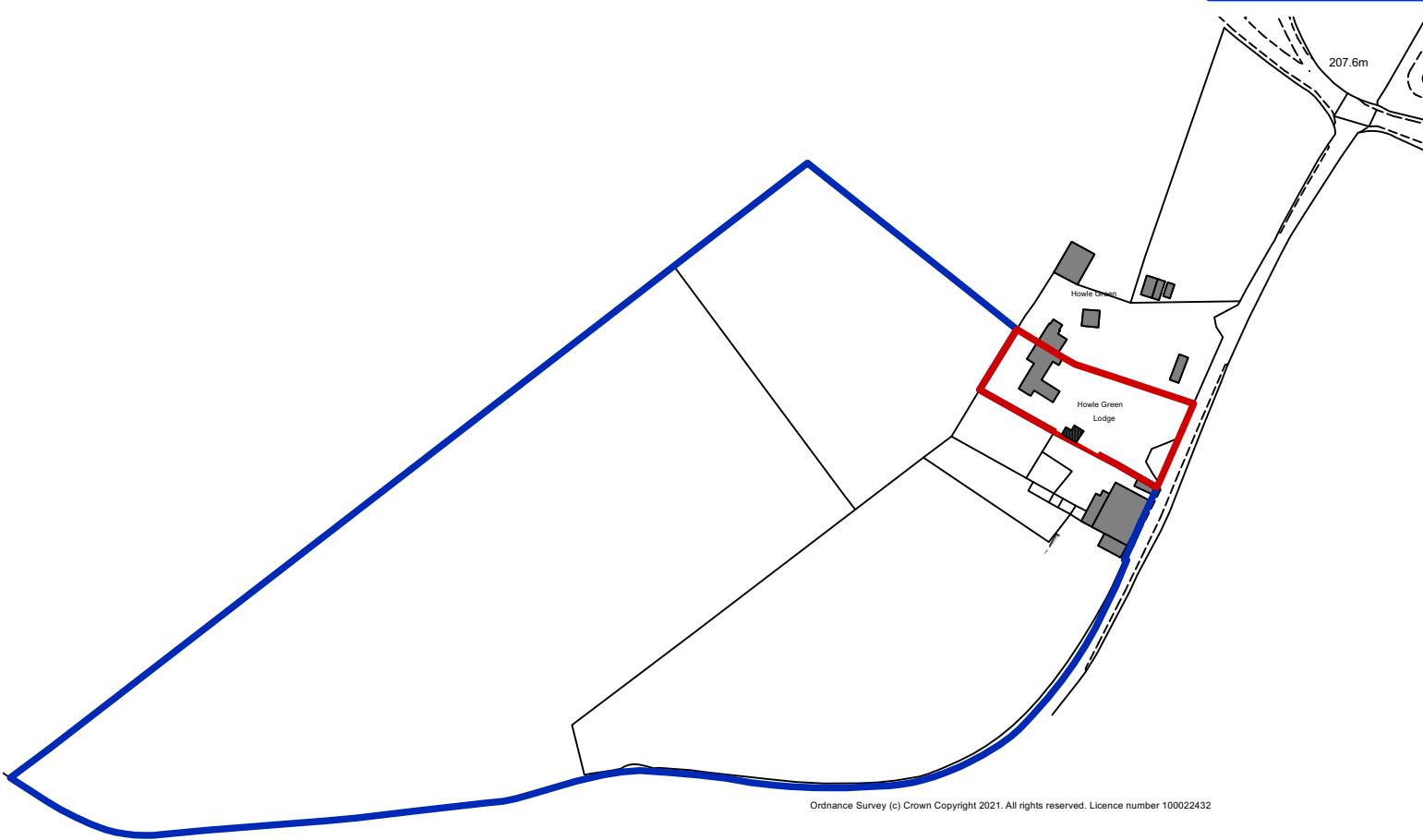




3 AERIAL IMAGE
NOT TO SCALE

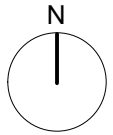




1 SITE LOCATION PLAN
1:2500 @ A3



2 PROPOSED BLOCK PLAN
1:500 @ A3

- 1 Do not scale off this drawing.
- 2 Any discrepancies to be referred to the Architect.
- 3 This drawing is to be read in conjunction with all relevant specifications and other drawings issued by the Architect, and other specialists.
- 4 This drawing is copyright and is not to be reproduced without RRA permission.
- 5 IF IN DOUBT, ASK.



-  SITE BOUNDARY
-  OWNERSHIP BOUNDARY

Amend Red Line Boundary	14.12.21	MP	B
Amend Red Line Boundary	13.12.21	MP	A
Revision Description	Date	Check	Rev



RRA Architects Ltd
Work Here
4-5 High Street
Hereford
Herefordshire
HR2 7RB
T 01432 278 707
E enquiries@rraarchitects.com

www.rraarchitects.com

London T 0203 130 0398	Hereford T 01432 278 707
Ludlow T 01584 519 747	Gloucestershire T 01242 269374

Client :
Mr & Mrs Jasper

Project :

Howle Green Lodge, Howle Hill,
Ross-On-Wye, Herefordshire, HR9 5SN

Drawing Title :

HOUSE - SITE LOCATION & PROPOSED BLOCK PLAN

Status Planning	Date July 2021	Drawn By OS
Drawing No. 3803 P(0) 01	Revision B	Scale AS STATED