

NATIVE HEDGEROW
Hedging plants are to be 60-80cm high, 1 + 1, bareroot, healthy and vigorous transplants to be planted in a double staggered row, 450mm apart, 7 plants per linear metre. Species mix to be as follows:-

Thorny
40% Crataegus monogyna (Hawthorn)
20% Corylus avellana (Hazel)
10% Acer campestre (Field Maple)
10% Ilex aquifolium (Holly)
20% Hornbeam hedge

Non-Thorny
40% Viburnum opulus (Guelder-rose)
20% Corylus avellana (Hazel)
10% Acer campestre (Field Maple)
10% Euonymus europaeus (Spindle)
20% Hornbeam hedge
All transplants shall be protected with a 400mm high plastic spiral rabbit guard supported by a 750mm stake or cane. Stock proof fencing should be erected to protect hedging from grazing as required. The hedge is to be maintained for a period of 5 years following planting, ensuring adequate watering and fertilising is carried out to ensure good establishment and that all dead, diseased or damaged plants are replaced annually as required.

existing PROW (MY3A) to be maintained

HIGHWAY DRAINAGE
Highway to discharge to existing pond via attenuation, refer to dwg 1202-12

HIGHWAY CONSTRUCTION
Highway service strips and private access roads to be constructed in accordance with Herefordshire Highways Design Guide for new developments

EXTERNAL MATERIALS			
all plots where applicable: reconstituted stone heads and cills, GRP false chimneys			
PLOT No	ROOF	WALLS	FFL
1 & 2	Redland Grovebury slate grey tiles	lbstock Ivanhoe mixture	79.137
3 & 4	Redland Stonewold slate grey tiles	lbstock Ivanhoe mixture & cream render	78.878
5, 6 & 7	Redland Grovebury slate grey tiles	lbstock Ivanhoe mixture	78.621
8 to 12	Redland Stonewold slate grey tiles	lbstock Ivanhoe mixture	78.787
13 & 14	Redland Grovebury slate grey tiles	lbstock Ivanhoe mixture & cream render	78.977
15 & 18	Redland Stonewold slate grey tiles	lbstock Ivanhoe mixture	79.293
19	Redland Grovebury slate grey tiles	lbstock Ivanhoe mixture	79.454
20	Redland Grovebury slate grey tiles	lbstock Ivanhoe mixture	79.454
21	Redland Grovebury slate grey tiles	lbstock Ivanhoe mixture	79.150
22	Redland Grovebury slate grey tiles	lbstock Ivanhoe mixture	78.863
23	Redland Grovebury slate grey tiles	lbstock Ivanhoe mixture	78.879
24 (inc gar)	Redland Grovebury slate grey tiles	lbstock Birtley Olde English	79.065
25 (inc gar)	Redland Grovebury slate grey tiles	lbstock Commercial red	79.396
26 (inc gar)	Redland Grovebury slate grey tiles	lbstock Birtley Olde English	78.930
27 (inc gar)	Redland Grovebury slate grey tiles	lbstock Commercial red	78.833

stock proof double wire fencing


grass area managed to encourage wild flowers and maintain species diversity

stock proof double wire fencing nominal 450mm inside native species hedge


1.5m high hit and miss timber fencing (1.8m high for first 3.6m from building)

covered secure cycle store

SCALE (m) 1:50



SCALE (m) 1:100



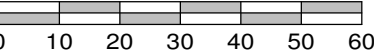
SCALE (m) 1:200



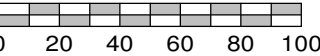
SCALE (m) 1:500



SCALE (m) 1:1250



SCALE (m) 1:2500



All figure dimensions and levels must be checked on site. Do not scale dimensions or levels from this drawing for the purpose of setting out or ordering components. If in doubt check with the consultant. All scales are as indicated below.

All drainage used by more than one dwelling is now a public sewer, if not previously adopted, and any building over or within 3 metres may require a "building over agreement" with Welsh Water. It will be the responsibility of the client to enter into this agreement.

Revisions

	date	details
A	04.03.20	Layout amended

scales 1:500 (A2 print)

date 04.03.20 drawn by AG/jp

title
Proposed Development

(Phase 2)

land to the rear of

Faraday House

Madley

Herefordshire

provisional

client
Mr and Mrs Powell

drawing no.

1202-02

rev.

A

© copyright

John Phipps
Architectural Consultant



Bank Lodge
Goldwells Road Holmer Hereford HR1 1LH
01432 276424
Email: johnhipps@ukgateway.net