

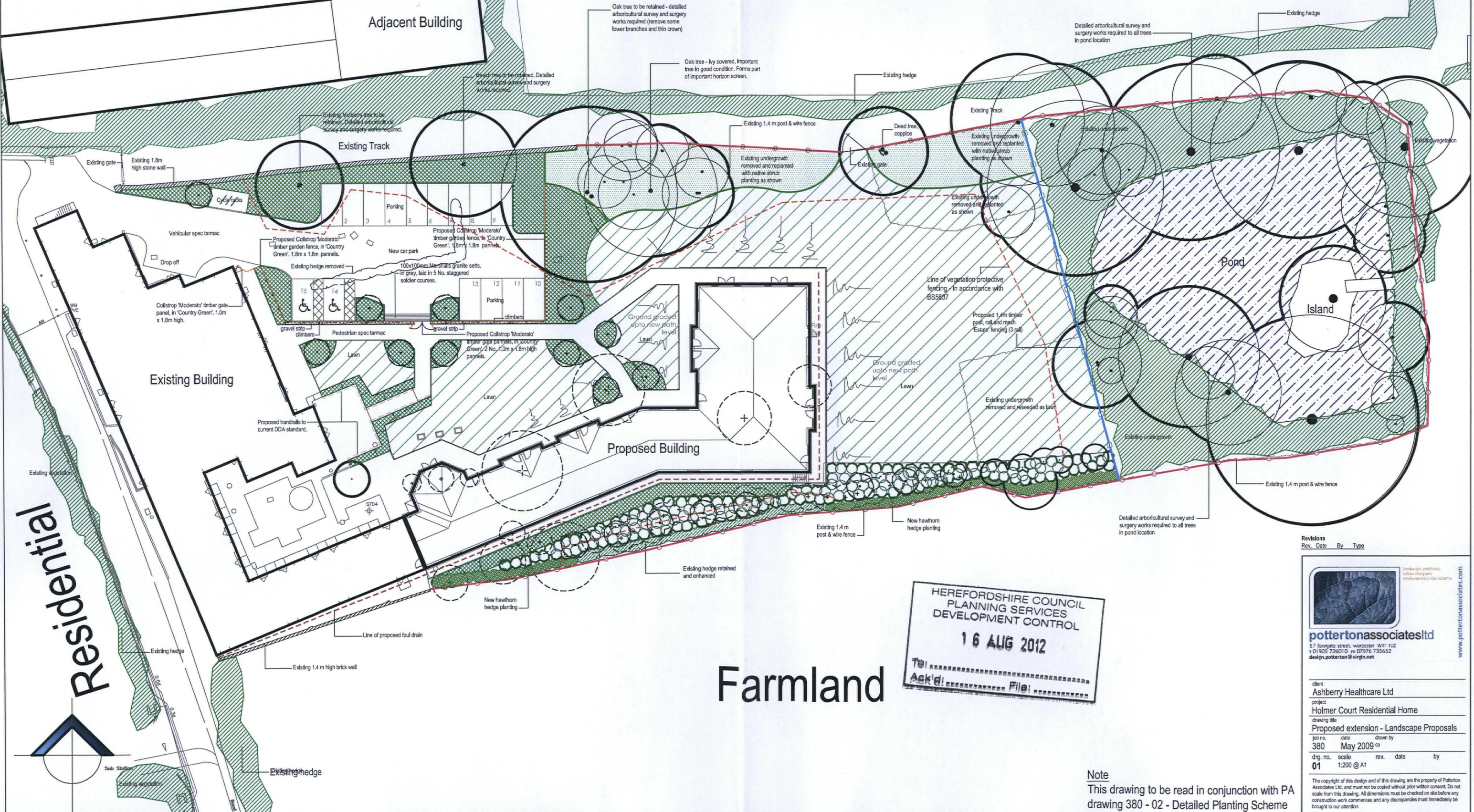
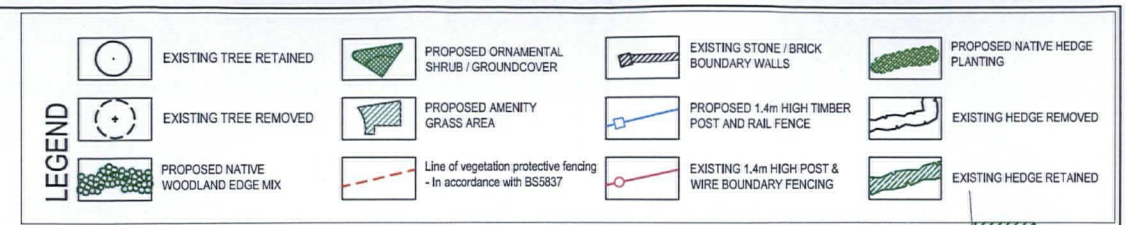
Drg No 388/01 May 2009
1:200 scale

Drg No 388/01 May 2009

1:200 scale

Farmland

armland



Note

This drawing to be read in conjunction with PA
drawing 380 - 02 - Detailed Planting Scheme

Revisions			
Rev.	Date	By	Type



pottertonassociatesltd

57 foregate street, worcester WR1 1DZ
t 01905 726010 m 07976 735652
design.potterton@virgin.net

client
Ashberry Healthcare Ltd

project:
Holmer Court Residential Home

drawing title
Proposed extension - Landscape Proposals

job no. date drawn by
380 May 2009 ^{cp}

drg. no.	scale	rev.	date	by
01	1:200 @ A1			

The copyright of this design and of this drawing are the property of Potterton Associates Ltd. and must not be copied without prior written consent. Do not scale from this drawing. All dimensions must be checked on site before any construction work commences and any discrepancies must immediately be brought to our attention.

Holmer Court Residential Home
Ashberry Healthcare Ltd
Landscape Proposals Plan

Drg No 388/01 May 2009
1:200 scale

LEGEND

EXISTING TREE RETAINED

EXISTING TREE REMOVED

PROPOSED NATIVE WOODLAND EDGE MIX

PROPOSED ORNAMENTAL SHRUB / GROUND COVER

PROPOSED AMENITY GRASS AREA

Line of vegetation protective fencing - in accordance with BS5837

EXISTING STONE / BRICK BOUNDARY WALLS

PROPOSED 1.4m HIGH TIMBER POST AND RAIL FENCE

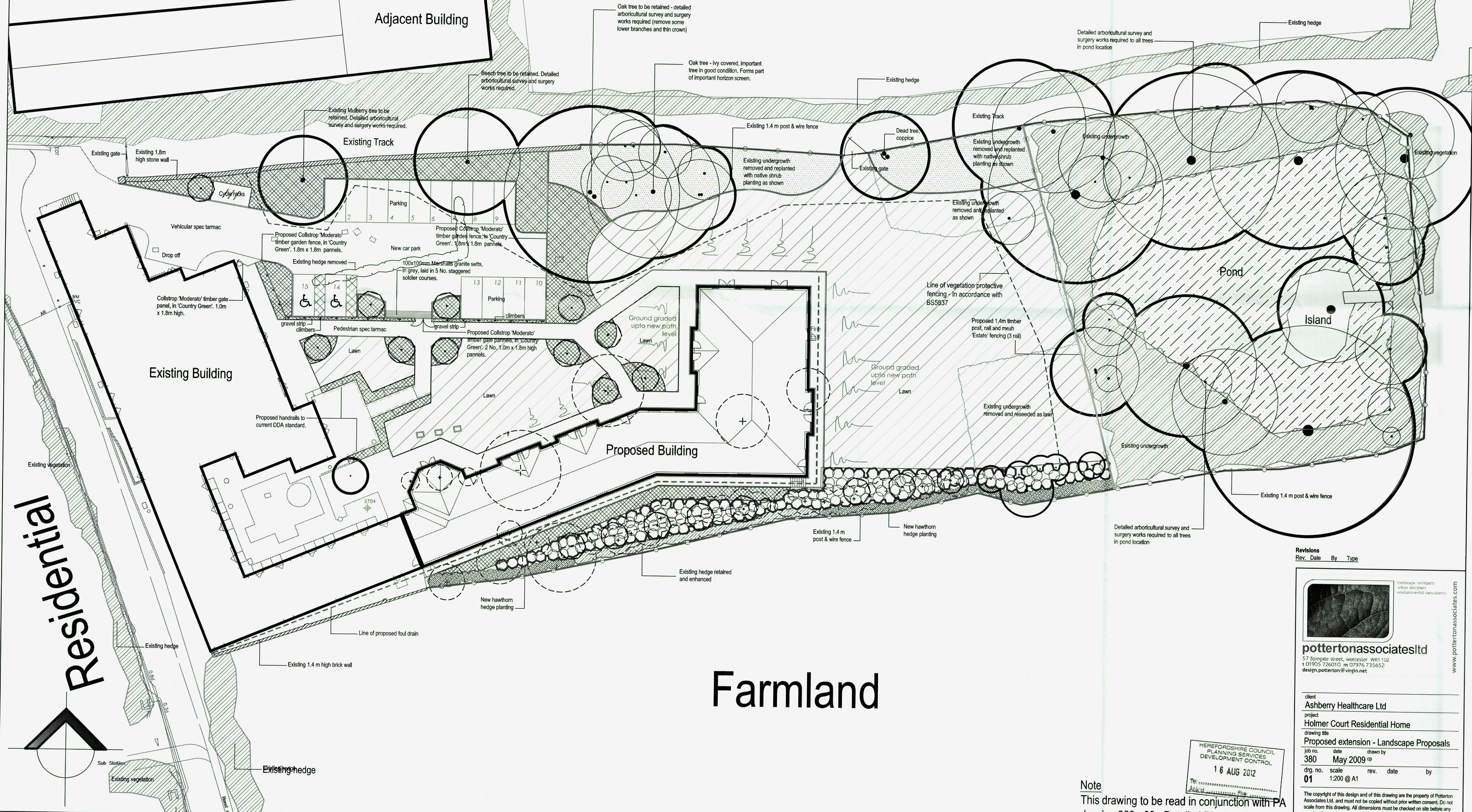
EXISTING 1.4m HIGH POST & WIRE BOUNDARY FENCING

PROPOSED NATIVE HEDGE PLANTING

EXISTING HEDGE REMOVED

EXISTING HEDGE RETAINED

Farmland



Farmland

Residential

Revisions

Rev.	Date	By	Type
------	------	----	------

pottertonassociatesltd
57 foregate street, worcester WR1 1QZ
t 01905 726010 m 07976 735652
design.potterton@virgin.net

client	Ashberry Healthcare Ltd
project	Holmer Court Residential Home
drawing title	Proposed extension - Landscape Proposals
job no.	380
date	May 2009
scale	1:200 @ A1
rev.	
date	
by	

Note
This drawing to be read in conjunction with PA drawing 380 - 02 - Detailed Planting Scheme

The copyright of this design and of this drawing are the property of Potterton Associates Ltd. and must not be copied without prior written consent. Do not scale from this drawing. All dimensions must be checked on site before any construction work commences and any discrepancies must immediately be brought to our attention.